District 22 A

As of May 2026 Cumulative

Year	New Clubs	Dropped Clubs	Gain/ Loss Clubs	New Members	Charter Members	Reinstate Members	Transfer Members	Total Member Added	Total Members Dropped	Gain/ Loss Members
2021-2022	0	4	-4	42	0	3	3	48	138	-90
2022-2023	0	0	0	38	0	5	2	45	67	-22
2023-2024	0	0	0	50	0	4	2	56	56	0
2024-2025	0	0	0	44	0	4	2	50	39	11
2025-2026	0	0	0	39	0	6	0	45	42	3
Average	**0**	**1**	**-1**	**43**	**0**	**4**	**2**	**49**	**68**	**-20**

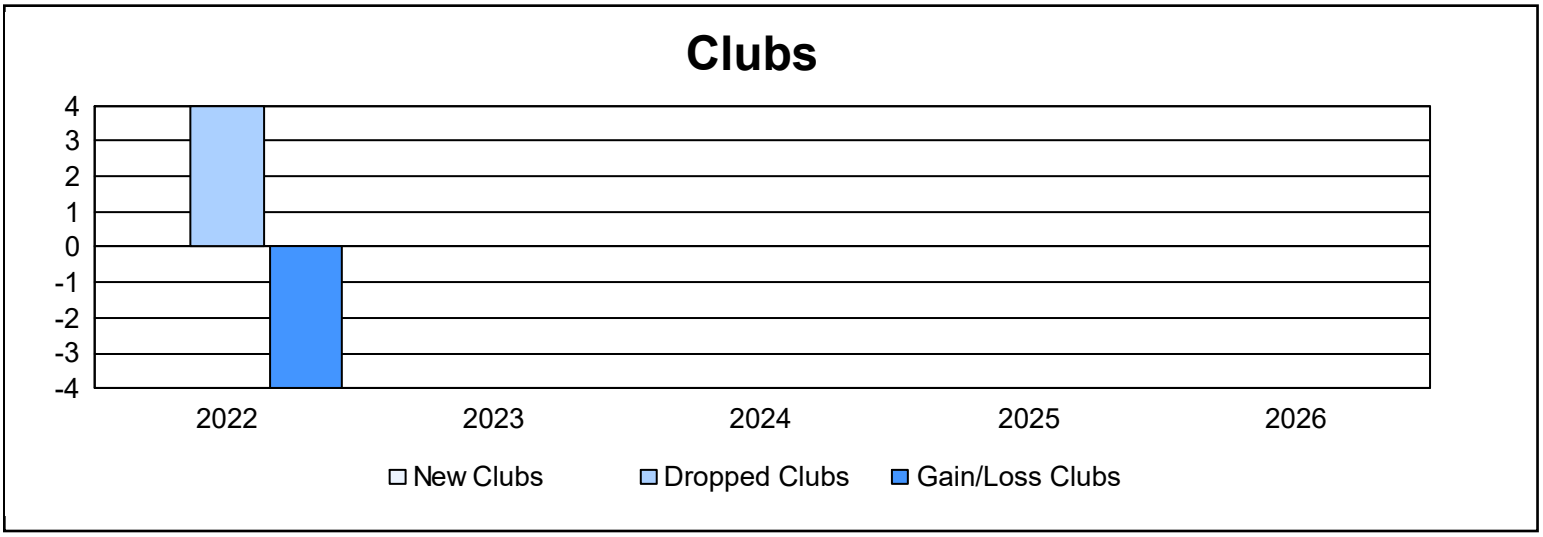

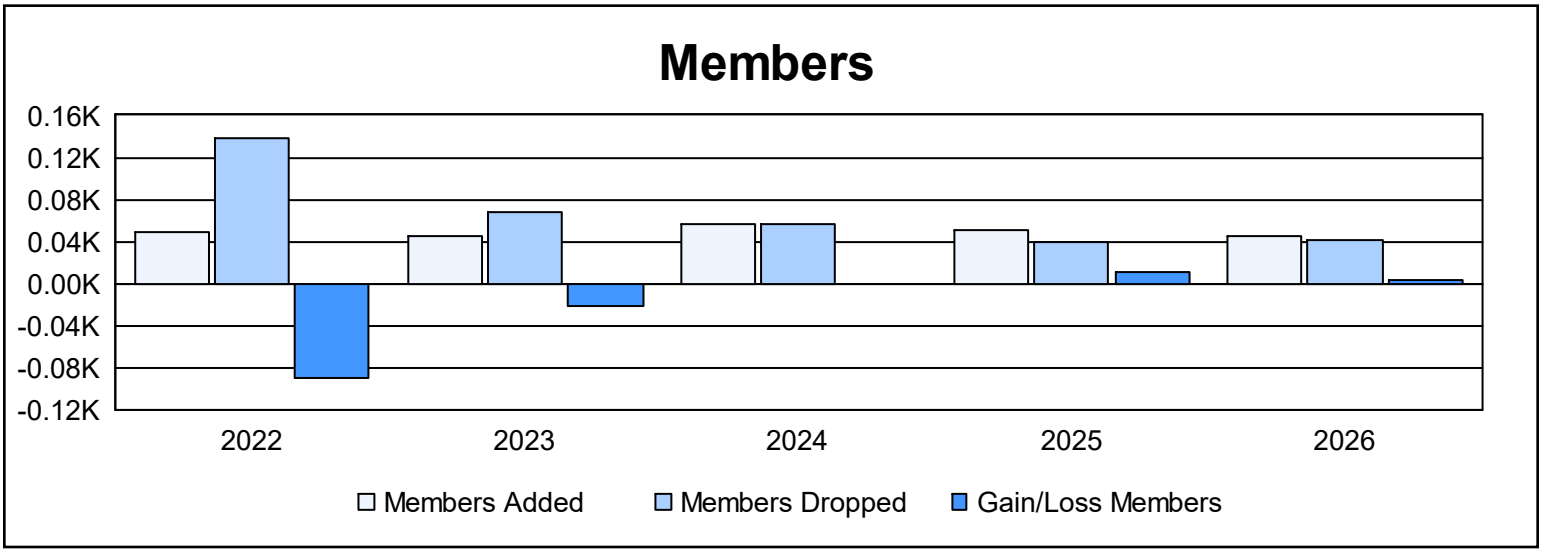

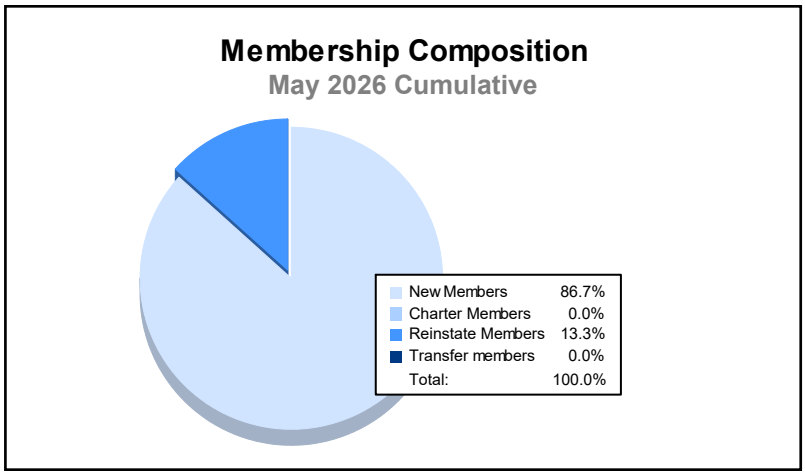
Membership Composition
May 2026 Cumulative
New Members 86.7%
Charter Members 0.0%
Reinstate Members 13.3%
Transfer members 0.0%
Total: 100.0%

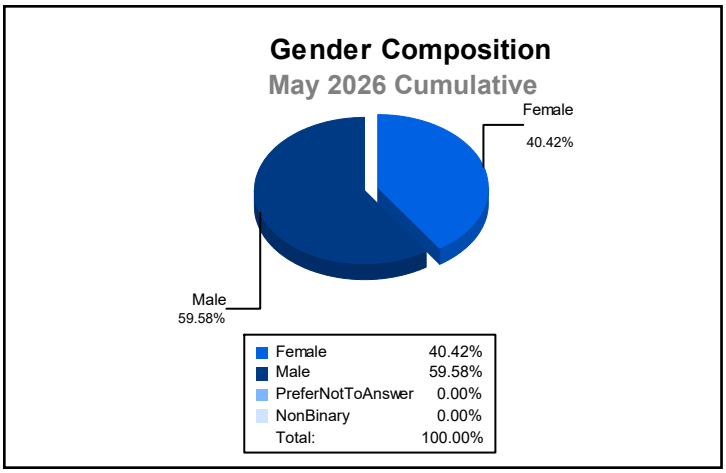
Gender Composition
May 2026 Cumulative
Female
40.42%
Male
59.58%
Female 40.42%
Male 59.58%
PreferNotToAnswer 0.00%
NonBinary 0.00%
Total: 100.00%